


dreamer

set

inspiration

MODU®



Building Guides 6 – 67

Nice to Know 68 – 77

Behind the Scenes 78 – 87



imagine

build

move

Congratulations on your new MODU set! You are now part of the #moduverse where imagination, creativity and active play rule. Use this booklet for inspiration when you go on fun adventures indoors. Explore MODU's many functions with the general principles presented here and go even further by building your very own creations — imagine, build, move in an endless play loop!

MODU®

building

The image features a dark teal background with white geometric shapes. A large white shape on the left resembles a stylized eye or a fan, containing a dark teal circle. Another white shape on the right is a trapezoid with a dark teal circle inside. A third white circle is partially visible at the top right. The text 'building' is in the top left and 'guides' is in the bottom right, both in a bold, white, sans-serif font.

guides

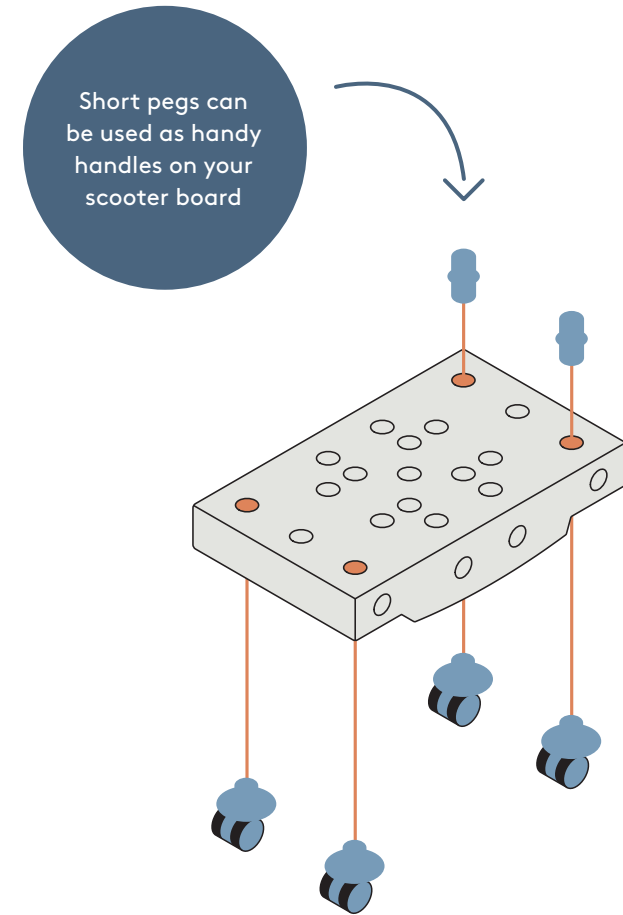
Scooter Board



Swirly tummy fun! A scooter board is a simple yet versatile toy for kids of all ages, perfect for tummy time and sensory play. Babies and young toddlers can benefit from the exercise it provides for essential neck and back muscles, while older children can use it to activate their entire body.

Ages: 0 – 6

Time to build: 30 sec.



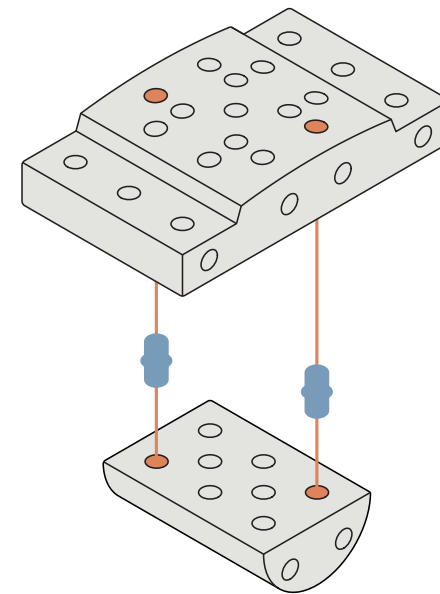
Balance Board



A balance board is a fun way to exercise both balance, core strength, and coordination. Babies and toddlers may start by laying on their belly or sitting on their knees, shifting the weight from side to side. When ready, help the child to stand up and support if needed until they're comfortable with the movement.

Ages: 0 – 6

Time to build: 15 sek.



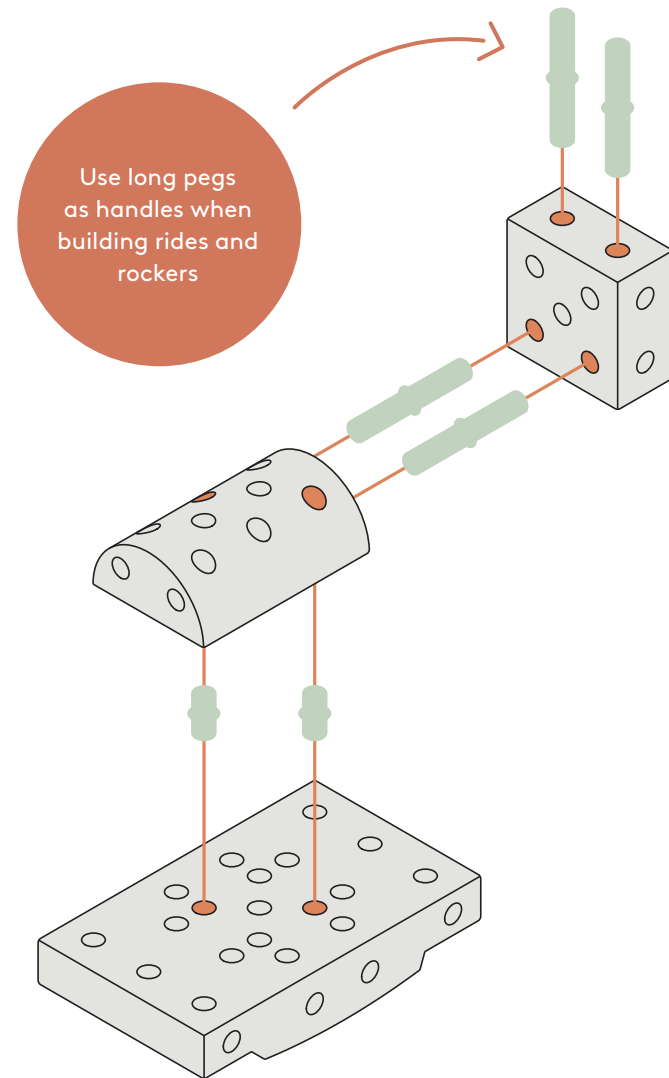
Rocker



Rocking horses are probably one of the most iconic kids' toys ever — and for good reason! A rocker exercises both balance and upper body control, and is especially good for small children. Guide your child through the movement until ready to rock off on their own.

Ages: 0,5 – 3

Time to build: 2 min.



Tiny Ride

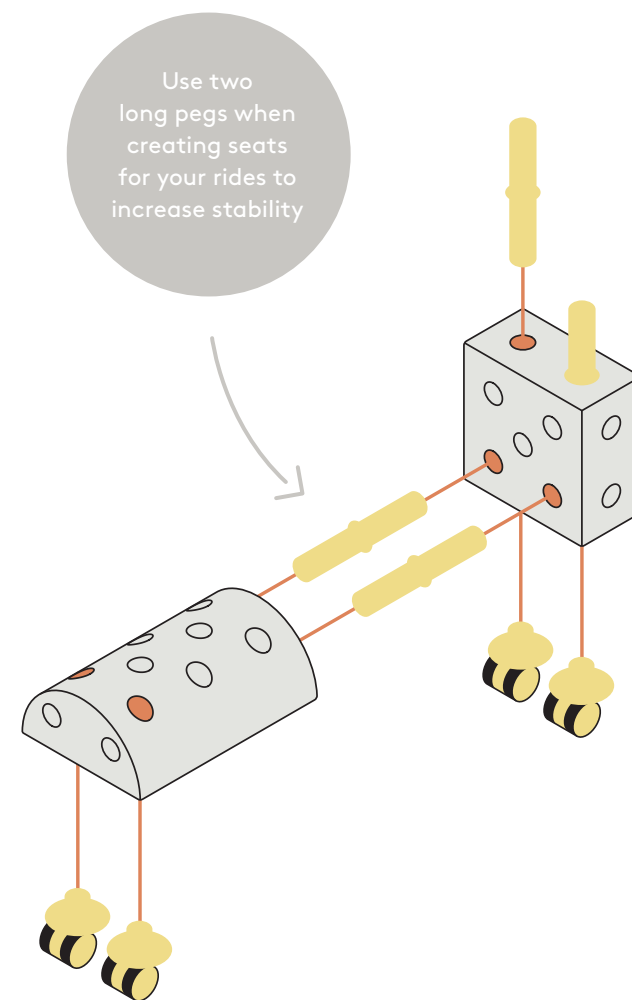


A tiny ride is a perfect ride-on for small toddlers who are ready to put their balance and stability skills to the test. Moving around in changing directions enhances your child's core strength, and steering while kicking is an excellent coordination exercise. It's all great practice for advancing to a balance bike.

Ages: 1 – 3

Time to build: 2 min.

15



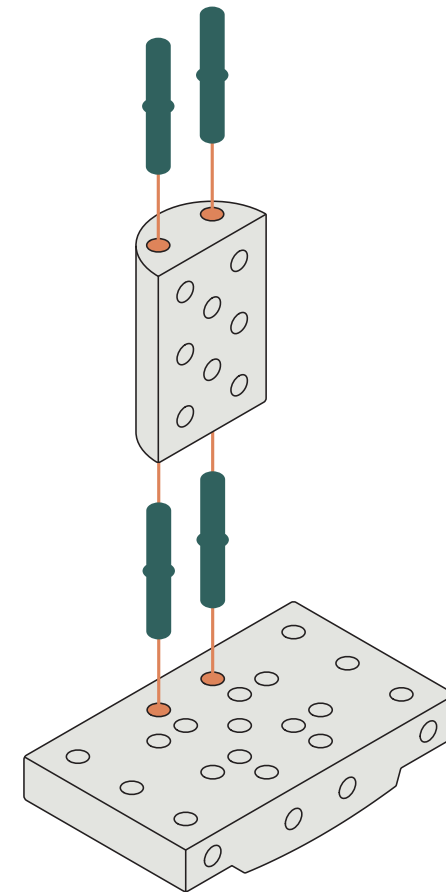
Tilter



This tilter is a fun toy for practising balance with your baby or toddler. The sideways rocking motion stimulates the inner ear system and therefore your child's sense of balance. If needed, support the child by the hip. When mastered, move on to the Balance Board.

Ages: 1 – 3

Time to build: 1 min.



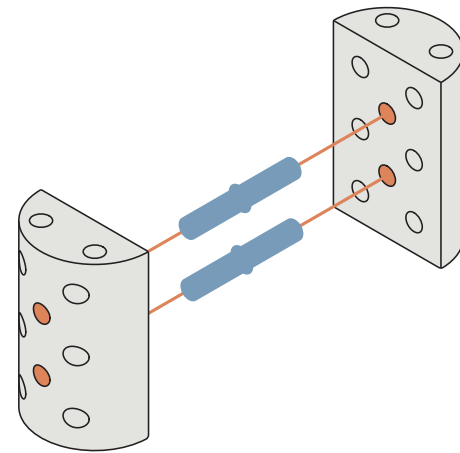
Roller



A roller is a challenging balance toy for kids of all ages. Use it for tummy time exercises with your baby, or let older children practice balance by rocking from side to side. Training static balance helps them to learn how to control their body movements and improve their sense of coordination. When playtime is over, the roller can be used as a small stool.

Ages: 0 – 6

Time to build: 15 sec.



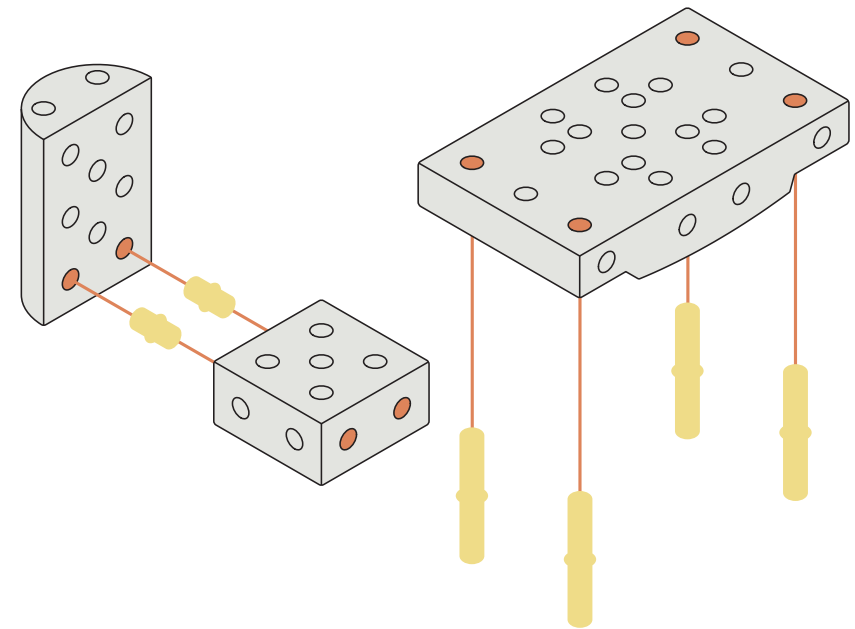
Chair + Table



Building furniture and props for pretend play is a fun way for children to explore their imagination. Let your child enjoy an afternoon snack. Make your own little MODU café. Or use the chair and table as functional pieces of furniture in the kids' room in-between play sessions.

Ages: 1 - 3

Time to build: 2 min.



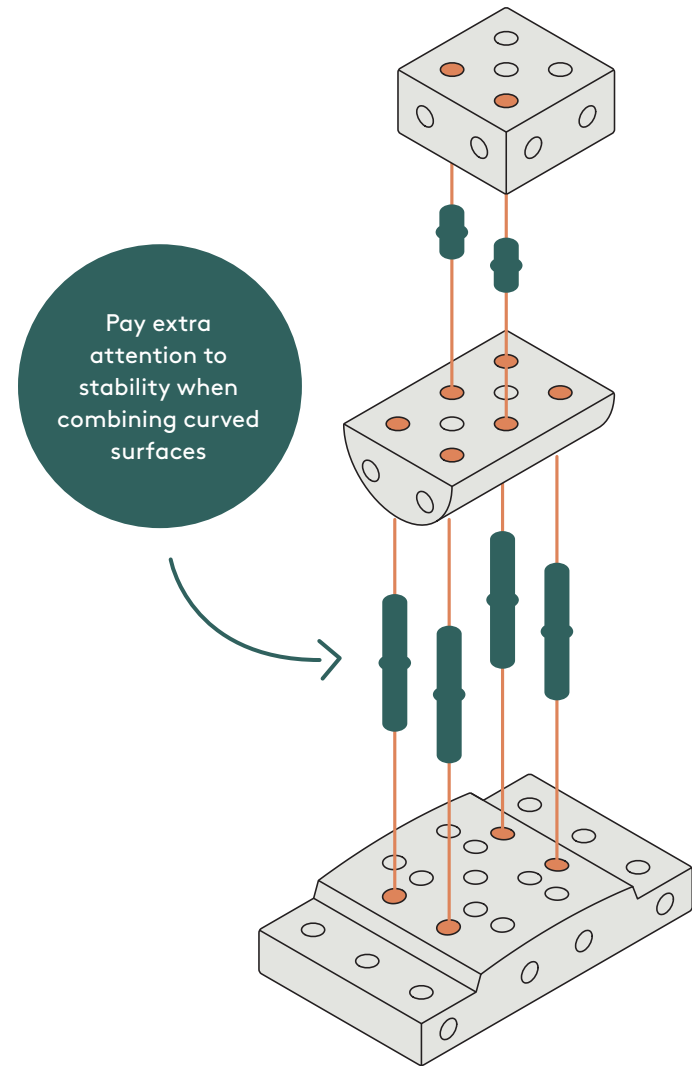
Little Stairway

Ages: 2 – 6

Time to build: 2 min.



Help your child reach new heights. A stairway can be both fun and functional. Practice motor skills with your baby or toddler, or use it as a little helper for everyday tasks. Climbing stairs is a great overall exercise that improves both balance, coordination, and agility.





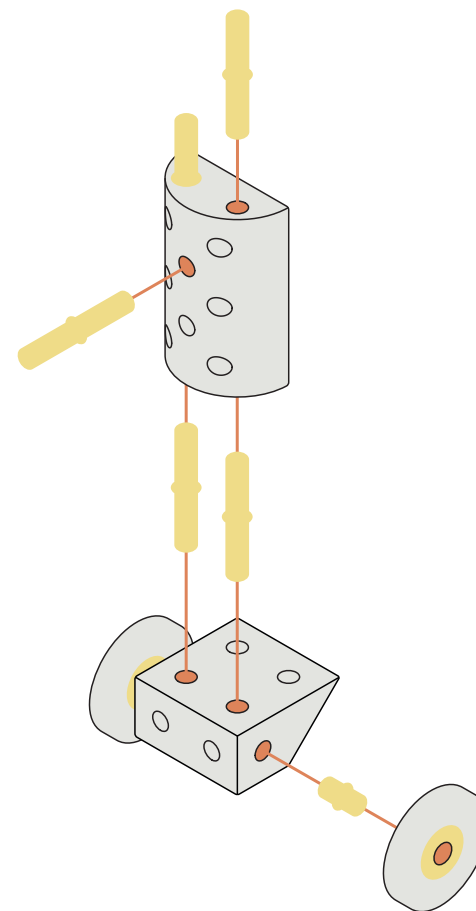
Sack Truck



Whether it's blocks, dolls, or dirt, kids just love to move stuff around! A sack truck can act as a stroller, or your child can use it to pretend to be a worker on a construction site. Weight-bearing on the hands improves upper body strength, and keeping the load in place is a great balance exercise.

Ages: 1,5 – 3

Time to build: 2 min.



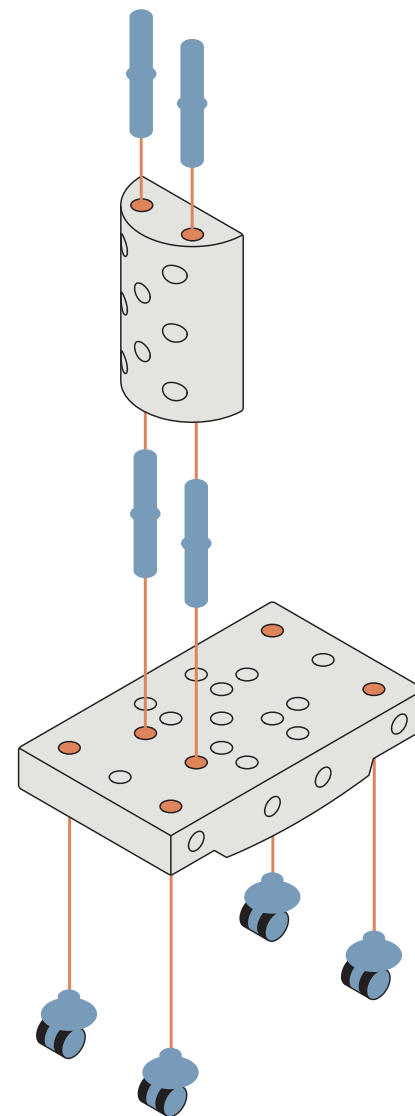
Wheely Cart



Whether it's blocks or dolls, kids just love to move stuff around! With a wheely cart, your child can give their teddy bear a ride, pretend to be shopping, or use it to tidy up their room. Pushing the wagon around is a good way to practice coordination and balance, and it develops your child's spatial awareness.

Ages: 2 - 4

Time to build: 2 min.



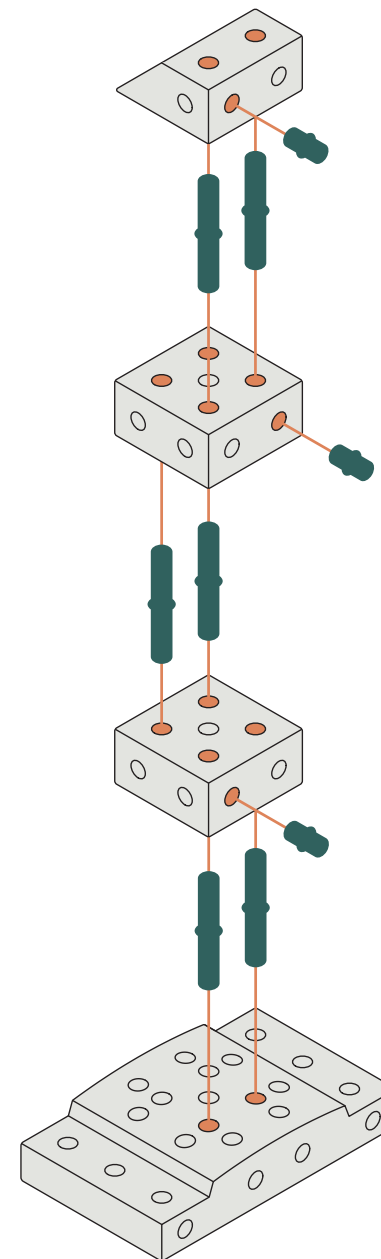
Stand-Up Tower



Learning to stand is the first step for your child to take its first steps — and getting up on the feet is hard! A standing tower provides a good, stable base for building up the muscle strength needed for your little one to venture off. Pegs can be used as handles for your child to grab when transitioning from the floor to their feet.

Ages: 0,5 – 1,5

Time to build: 2 min.



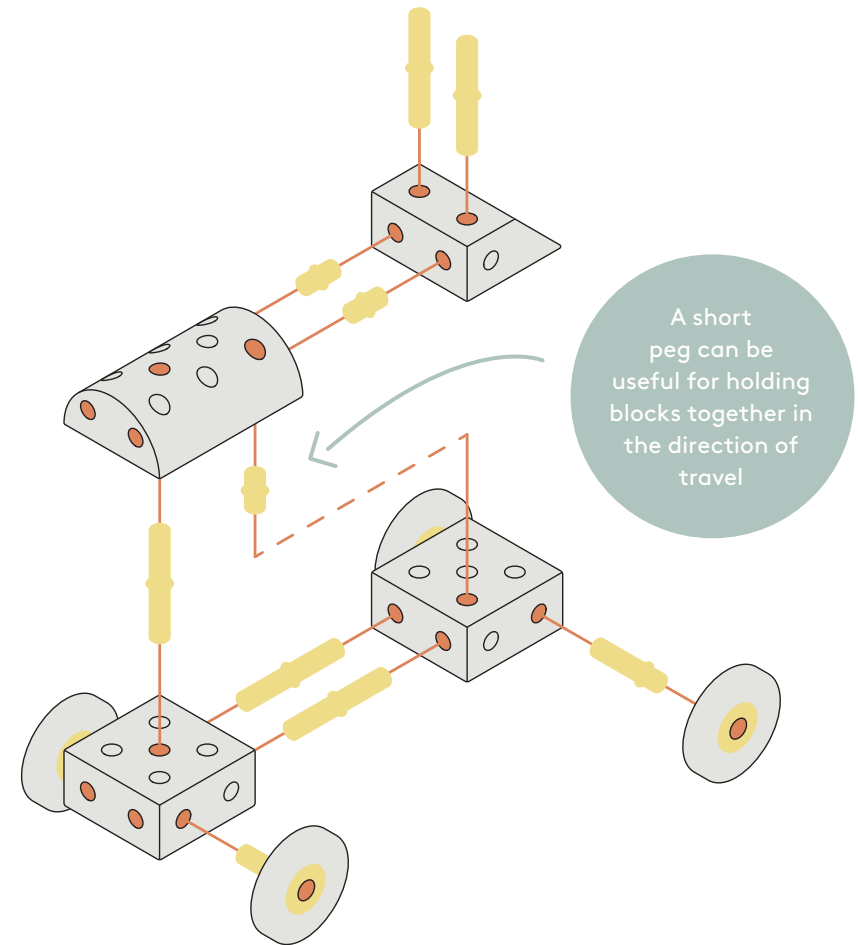
Straight Ride



It takes practice to learn how to use a ride-on, and the straight ride is a perfect place to start! It provides good stability and helps your child gain sense of speed and balance. Depending on how you attach the wheels, your little one can cruise around silently, or with a humming sound. Vroom, vroom!

Ages: 1 – 3

Time to build: 3 min.



Obstacle Course 1

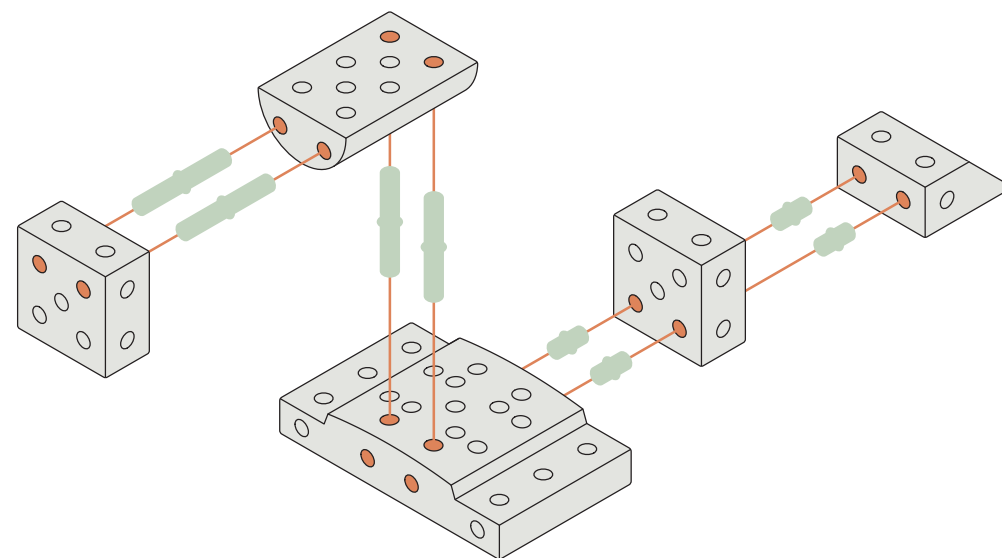


Obstacle courses are both fun and a great motor skill challenge. Use the blocks as stepping stones and explore the individual shapes. Up the challenge by building bridges, tunnels or balance beams to make varying trails around the house. Perfect for a game of Follow the Leader or The Floor is Made of Lava.

Ages: 2 - 4

Time to build: 2 min.

35



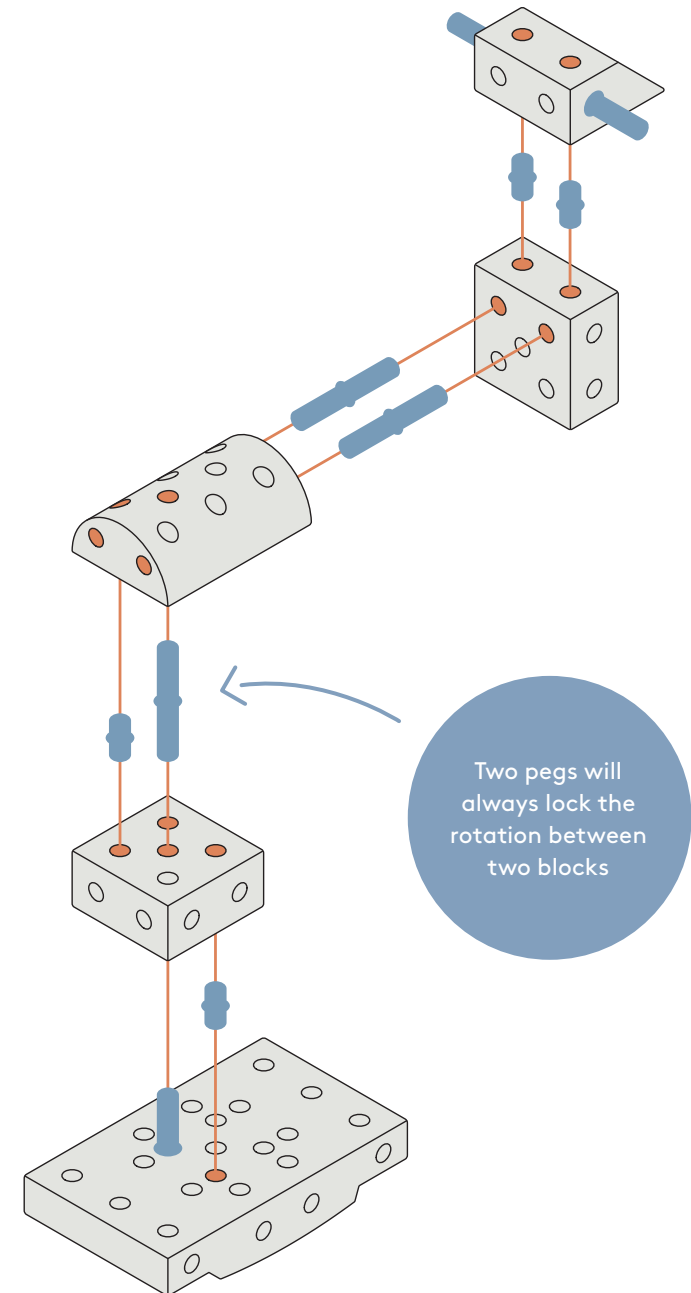
Big Rocker



Rockers offer multiple benefits for children of all ages. This rocker has the perfect size for toddlers. It helps to develop balance and provides a fun outlet for some of all that excess toddler energy.

Ages: 2 - 4

Time to build: 3 min.



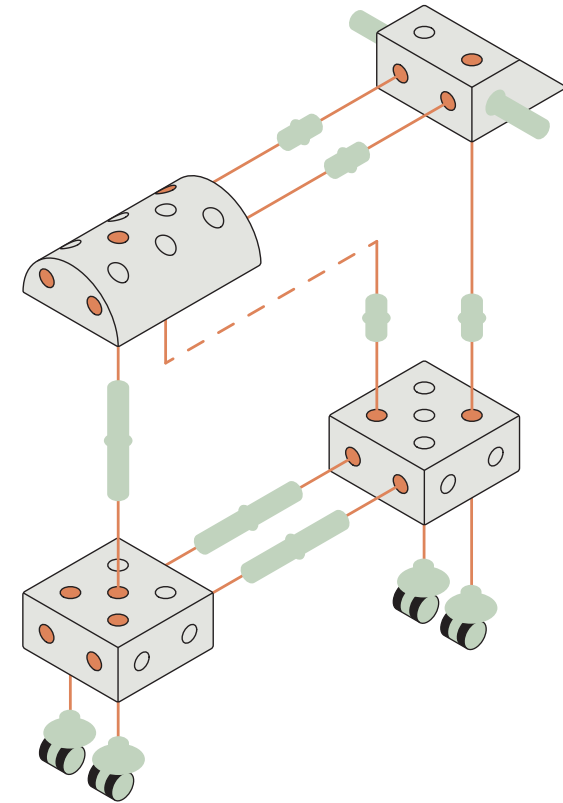
Swirly Ride



This ride-on is a surefire hit for any toddler who likes speed. Scooting around helps to build strong muscles, which is important for their growing bodies, and steering while kicking is an excellent coordination exercise. It's all great practice for advancing to a balance bike.

Ages: 2 – 5

Time to build: 4 min.

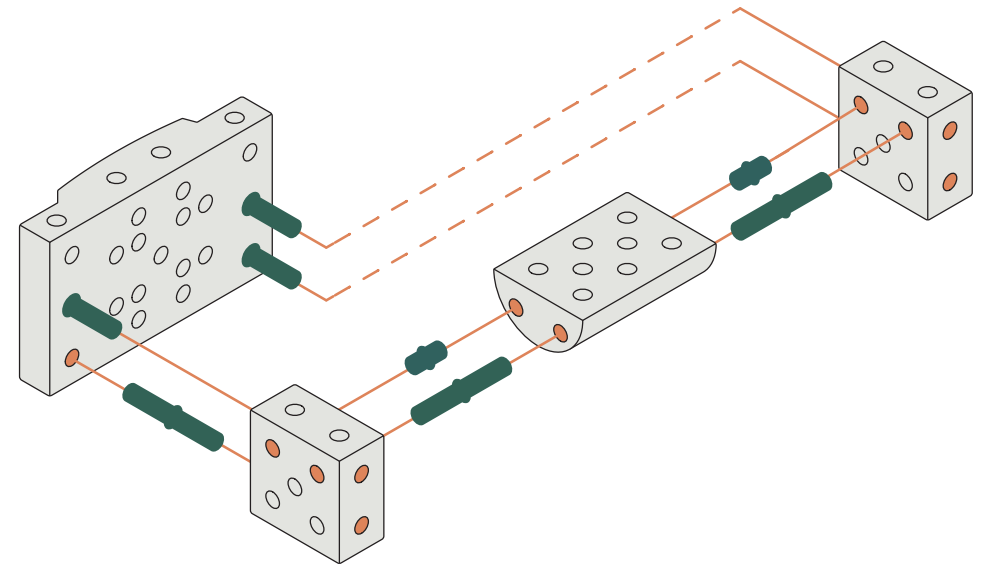




Build a bench for your child's bedroom. The foam blocks constitute a comfortable seat that is both fun and functional. Whether your child wants to read a book, or snuggle up with their favorite stuffed animal, this bench will provide a cozy spot for them to relax and enjoy.

Ages: 1 – 6

Time to build: 2 min.



Stairway

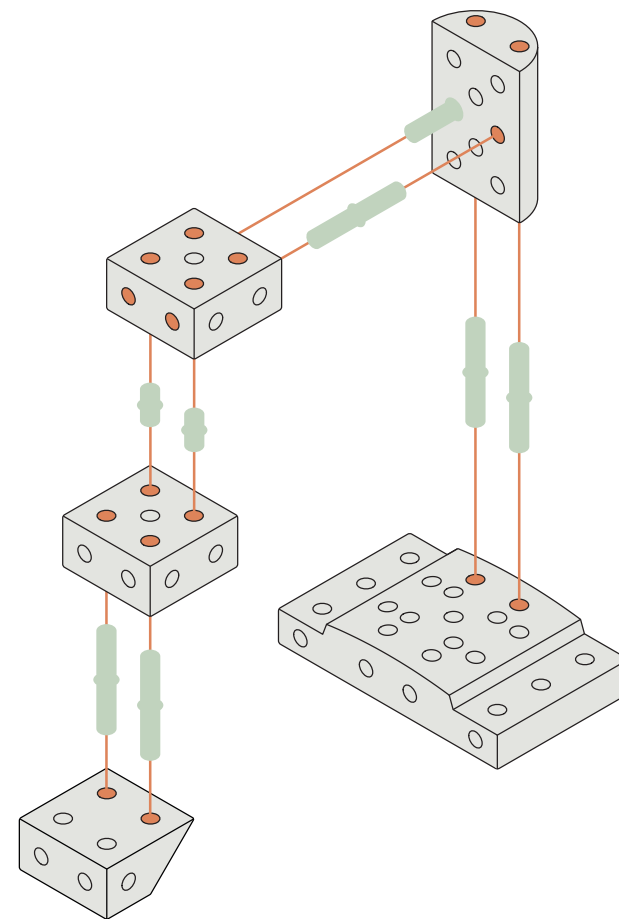



Help your child reach new heights. A stairway can be both fun and functional. Practice motor skills with your baby or toddler, or use it as a little helper for everyday tasks. Climbing stairs is a great overall exercise that improves both balance, coordination, and agility.

Ages: 2 – 6

Time to build: 3 min.

43





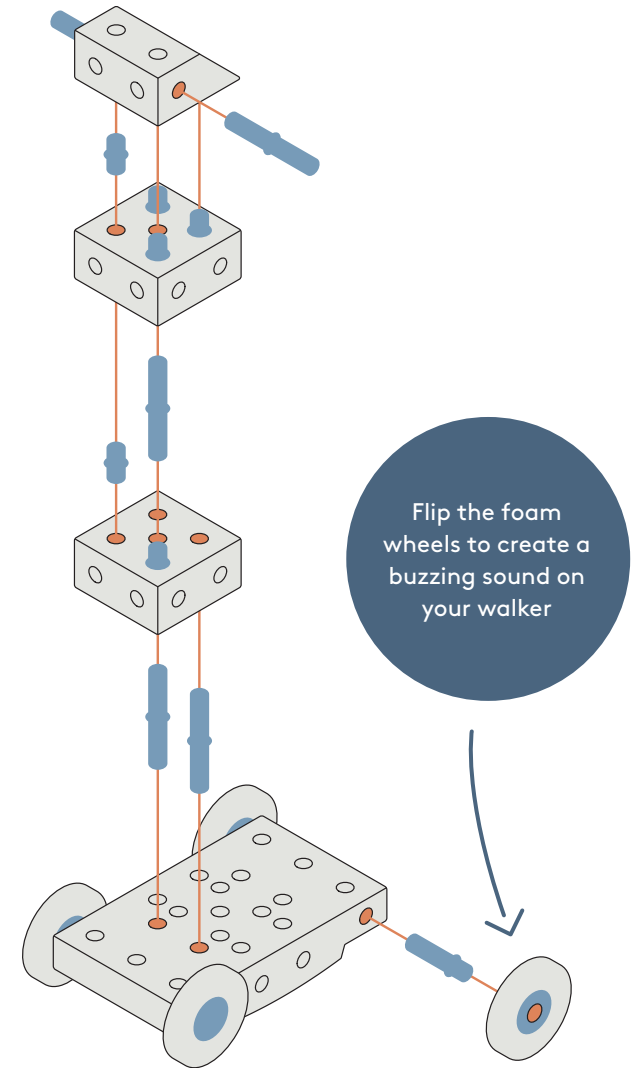
Walker



Learning to walk is largely a matter of trial and error. A baby walker can be a real mood booster and help your little one feel more independent as they start exploring the world on their own. It helps to develop muscle strength and provides sturdy support as your child gains confidence and control.

Ages: 0 - 2

Time to build: 3 min.



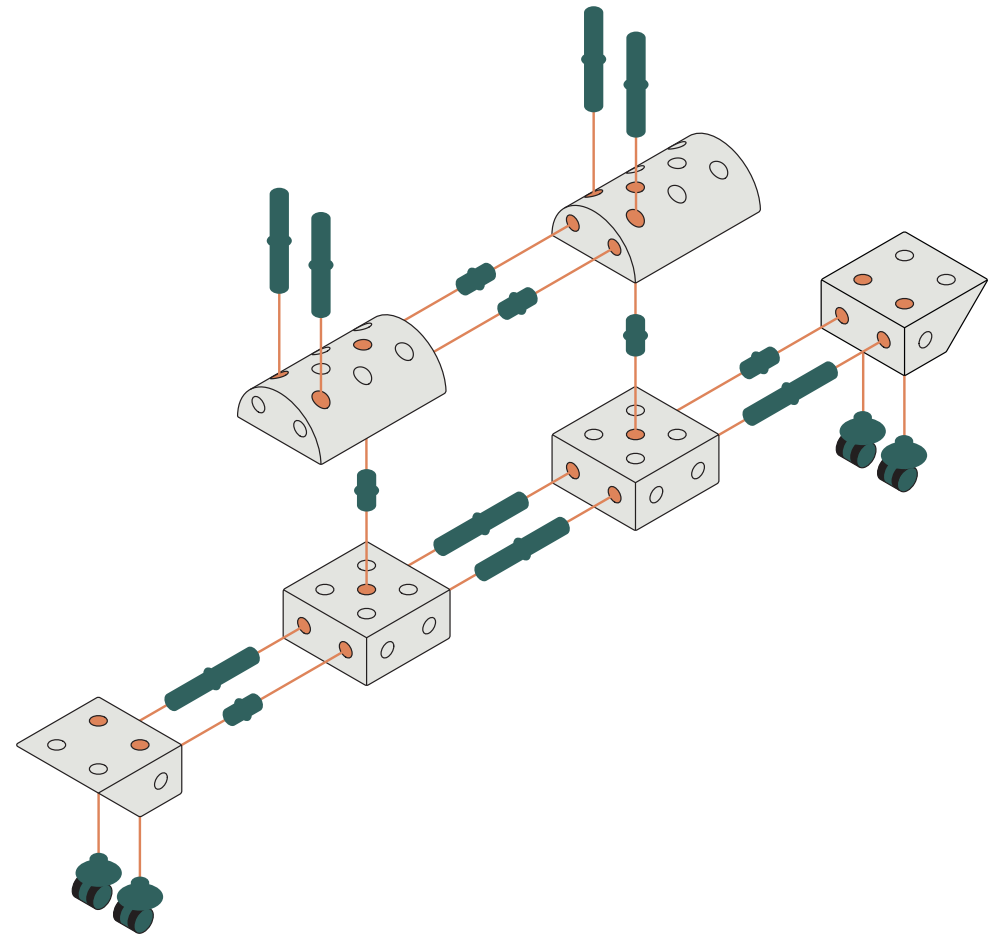
Long Ride



Sharing is caring — especially when it comes to toys! This ride is perfect for siblings or if your child is having friends over for a playdate. The ability to coordinate and help each other steer is a great way to learn how to cooperate and work together as a team.

Ages: 1 – 5

Time to build: 4 min.



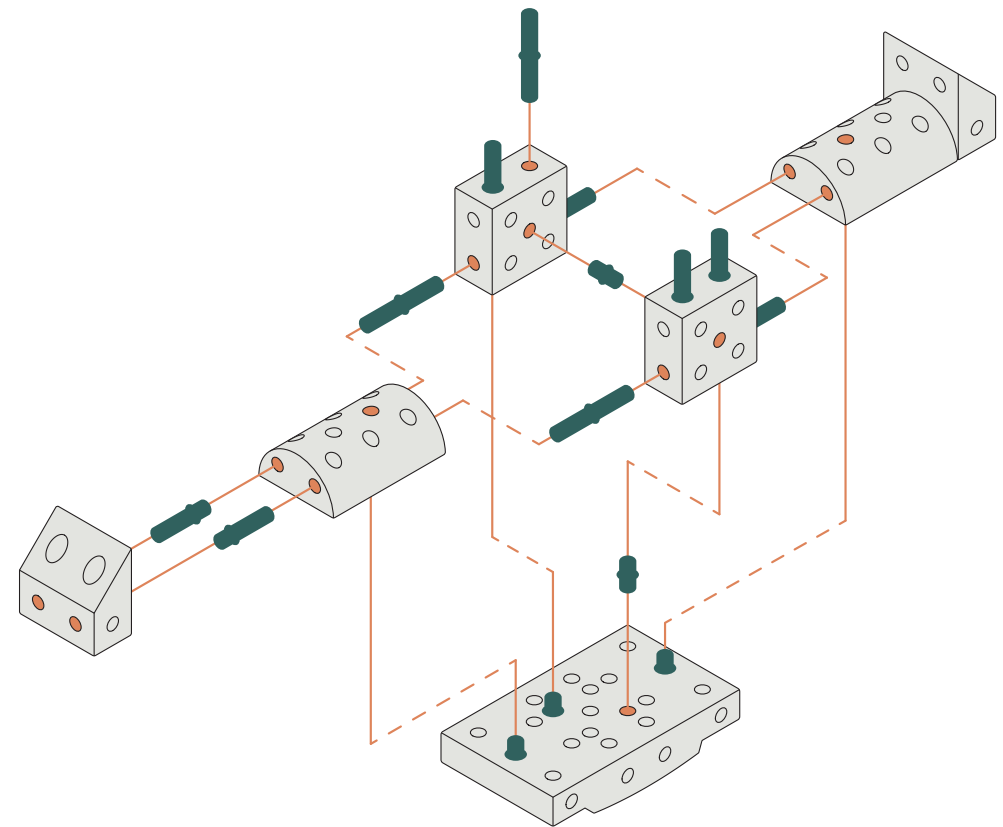
Seesaw



Playing together is not only fun but also a way in which children develop their social skills. A seesaw is a great way to practice taking turns and working together to perform a certain movement. While tilting back and forth, the seesaw develops muscle strength and improves balance.

Ages: 1 – 6

Time to build: 5 min.

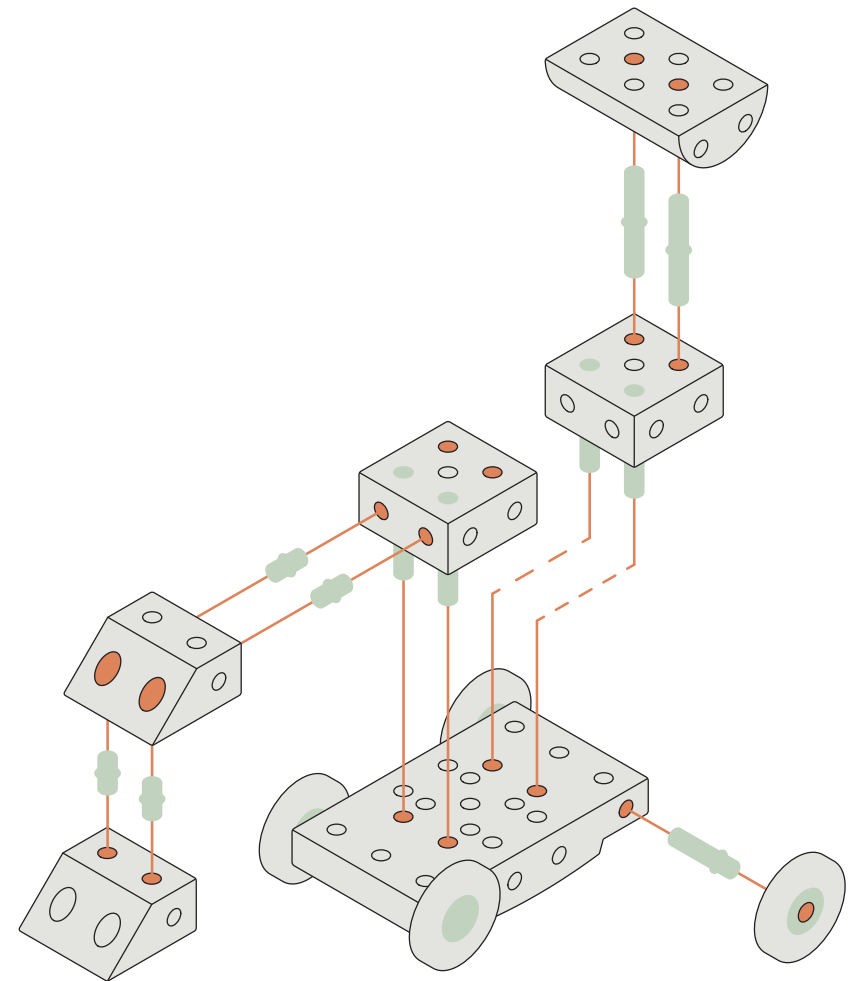




Do you have an aspiring mechanic or race driver at home? Pretend play stimulates the imagination and allows children to explore and play out real-life scenarios. The race car is a surefire hit across all ages and a fun ride-on or push-wagon for collaborative play.

Ages: 2 – 6

Time to build: 4 min.

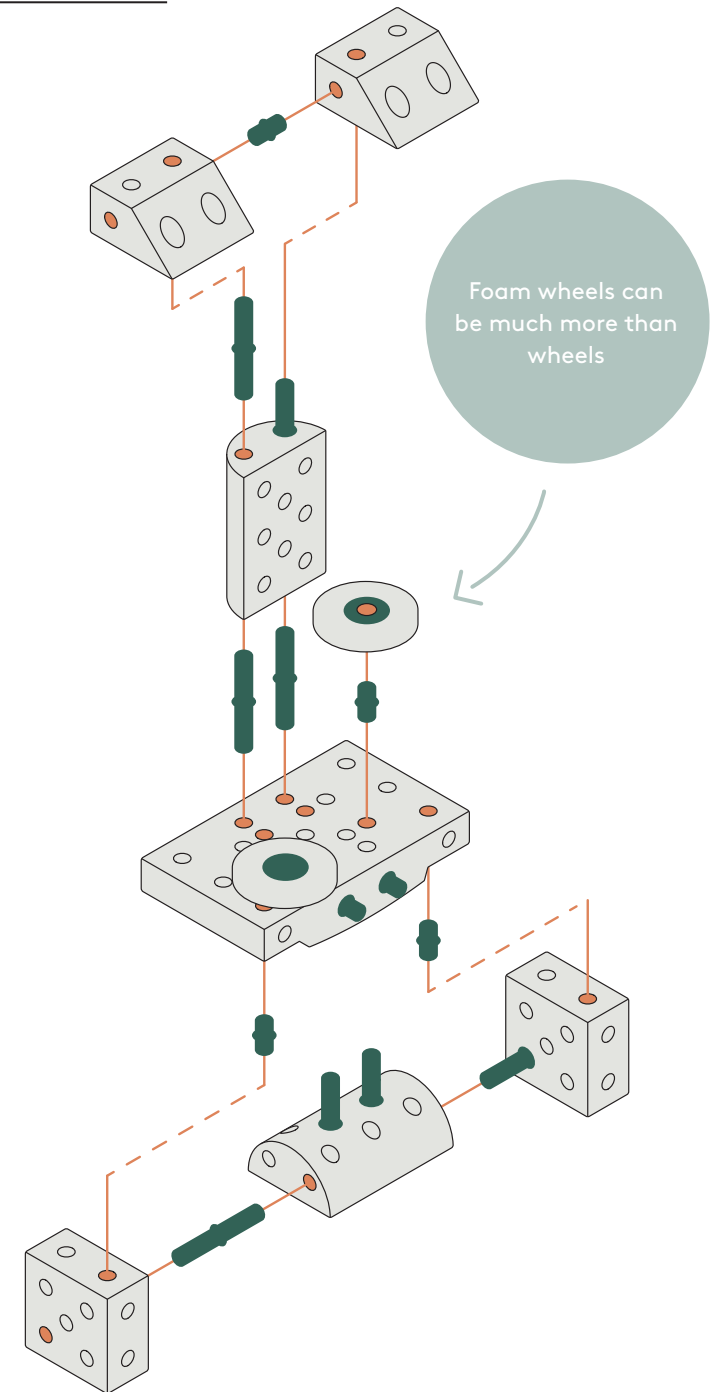




A play kitchen is an endless source of learning that remains fun all throughout childhood. Let your child experiment and create imaginative, and for sure tasteful, scenarios. Kitchen role-play is a great way to encourage your child's self-help skills and prepare them for becoming your little sous chef.

Ages: 2 – 6

Time to build: 5 min.





Turn the kids' room into an indoor playground. A slide is a fun activity toy for children of all ages. Sliding helps to develop your child's sense of speed and spatial awareness. For babies, the slide can also be used to practice crawling and strengthening upper and lower body muscles.

Ages: 1 – 6

Time to build: 5 min.

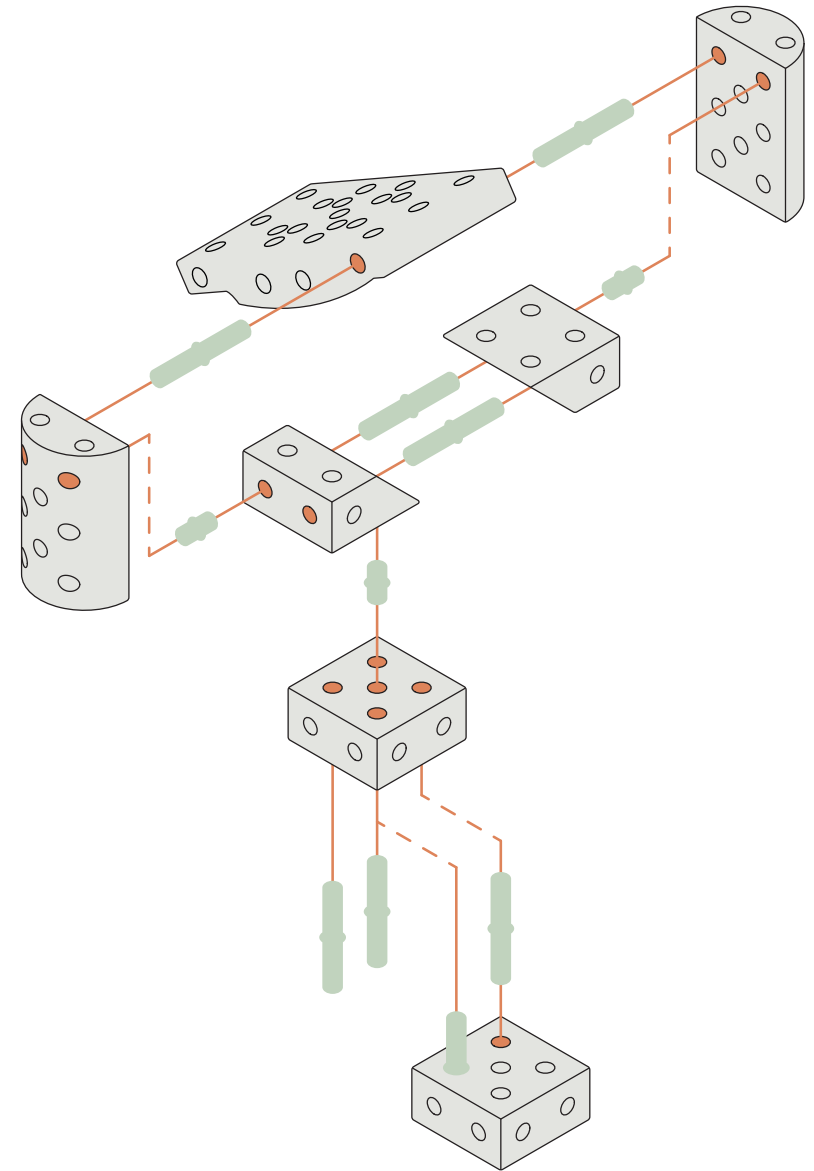


Table + Stools

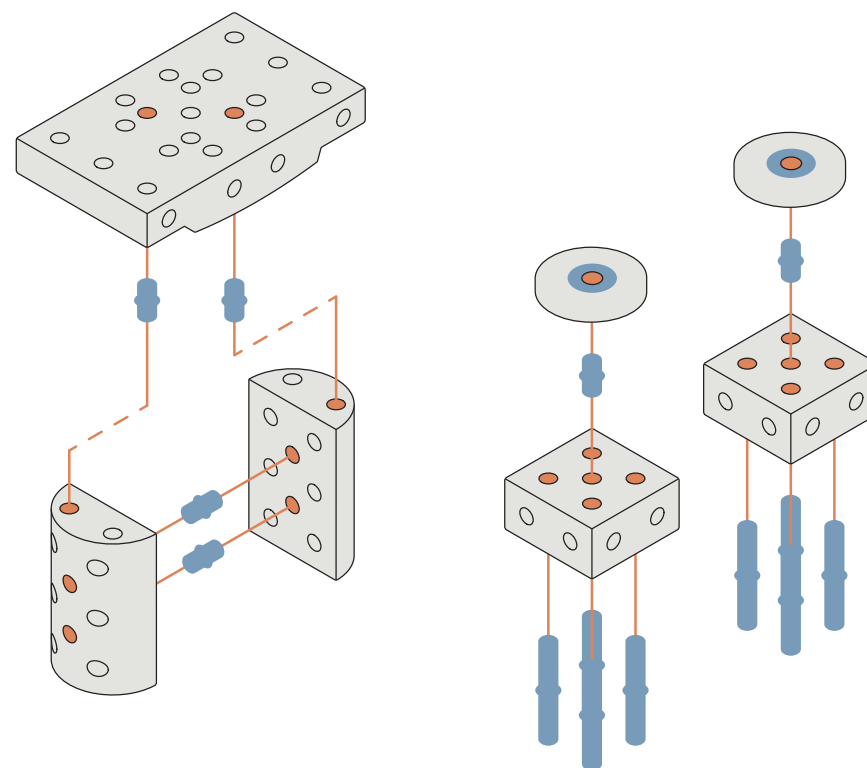


A table and two stools make a perfect addition to any playroom. Not only is it a great spot for drawing and projects, but it can also be used for snacks, tea parties, and games. Sturdy and colorful, they bring a pop of fun to any space. With stools that are the perfect size for little ones, it's easy to imagine hours of imaginative play. Pair it with some cushions and it's the perfect spot for a cozy movie night or story time.

Ages: 2 – 5

Time to build: 4 min.

59



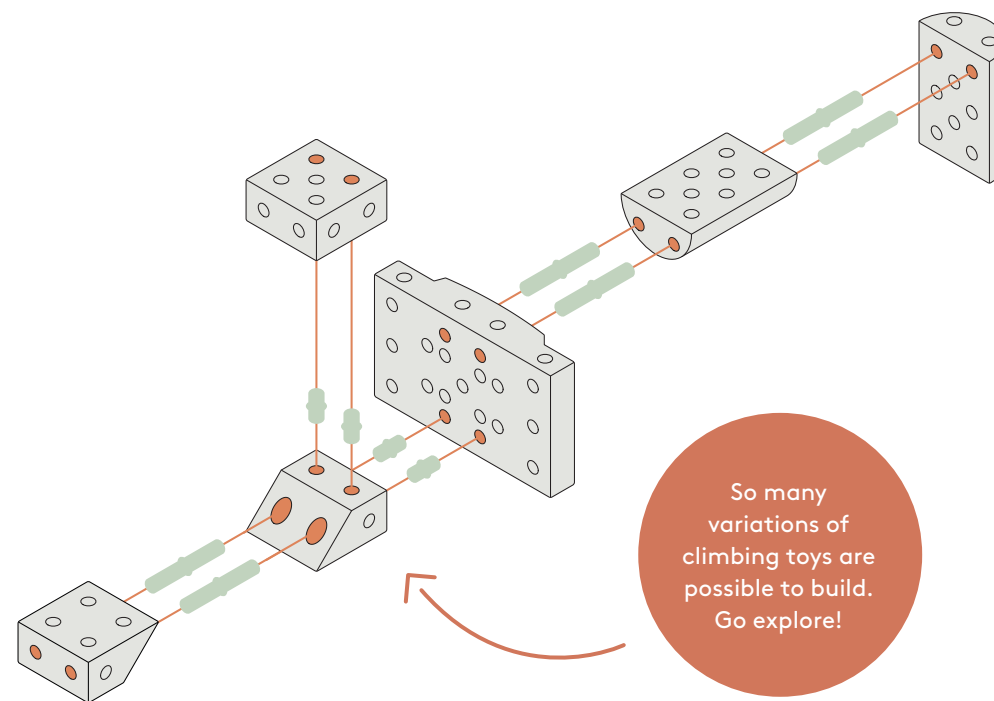
Jump Tower



Climbing and jumping are great overall motor skill activities that require focus and perseverance. As children climb, they increase their strength and practice decision-making and problem-solving skills, which can be useful in all aspects of life. When the summit is reached, a nice big jump is good for both muscle and bone structure. Geronimoooo!

Ages: 2 – 6

Time to build: 3 min.



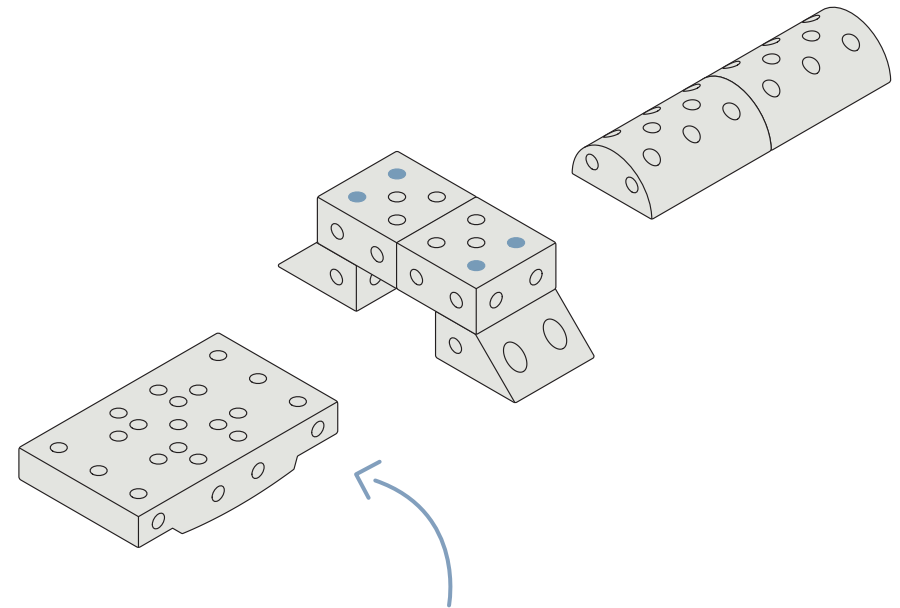
Obstacle Course 2



Obstacle courses are both fun and a great motor skill challenge. Use the blocks as stepping stones and explore the individual shapes. Up the challenge by building bridges, tunnels or balance beams to make varying trails around the house. Perfect for a game of Follow the Leader or The Floor is Made of Lava.

Ages: 2 – 6

Time to build: 3 min.



Use blocks as "stepping stones" and flip some over to increase the challenge

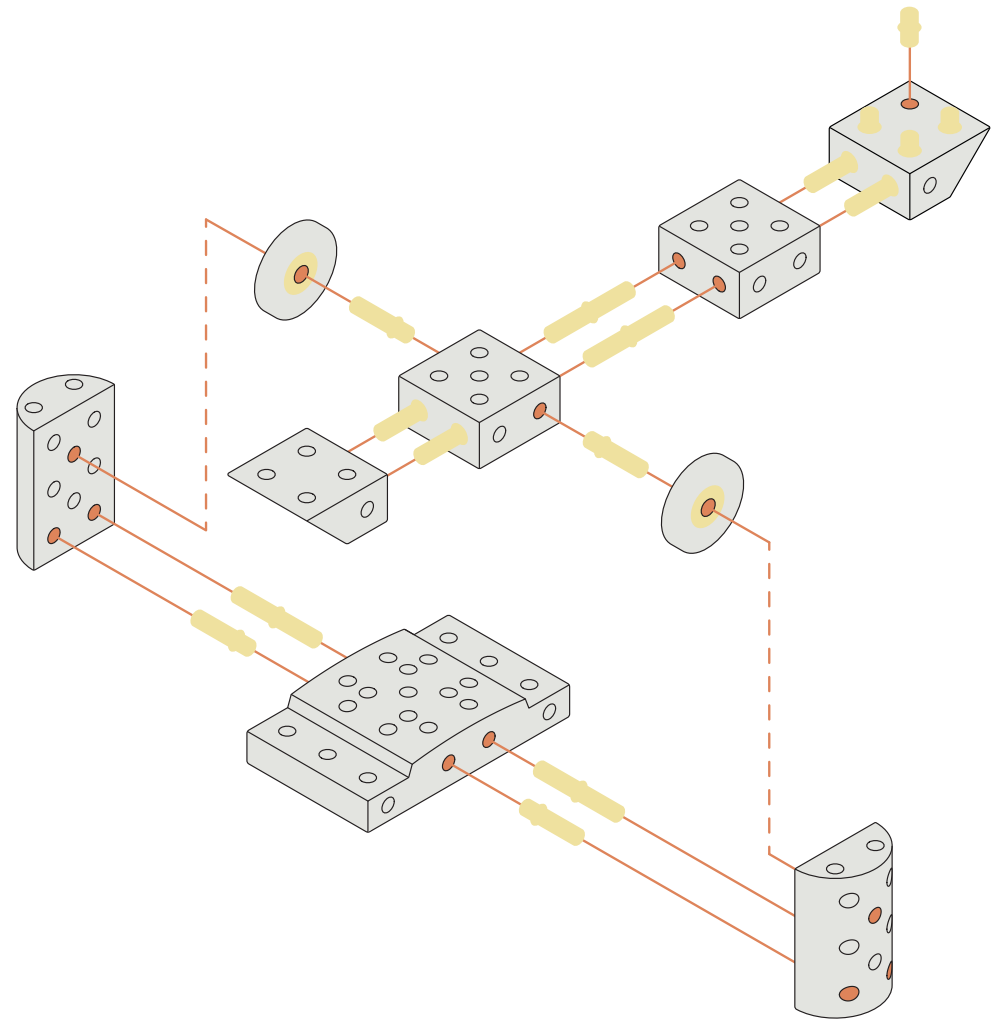
Catapult



Prepare for launch! A catapult is not only great for pretend play, but also a fun way for children to engage their inner engineer. Let them experiment and set up simple targets. Figuring out how to add the right amount of force is a great exercise that will teach them both precession and persistence.

Ages: 2 – 6

Time to build: 5 min.



Add more to your collection
and build even bigger creations
Learn more at
www.modu.dk





nice

to

know



BLOCKS ...are not just building blocks. Use them for balance play or as stepping stones — some are stable while others wobble and rock. Sturdy, yet light and tactile, MODU blocks are made for active play in your home.

PEGS ...can be used as both connectors, handles and foot bars — and even tails or ears on a monster. That's also why there are different lengths. Long pegs are great for stabilizing creations, while short pegs fit anywhere and provide extra support.

WHEELS ...will put a fun spin on your creations. Use the small swirly wheels for speed and 360-degree swivel action. The large foam wheels are perfect for more stable ride-ons and push toys. Attach them to the connector pegs in two ways: One side runs around freely while the other makes your creation buzz.



From time to time your MODU blocks will become dusty, sticky, wet and even sad...

Keep your blocks clean and fresh with ease; hot water and a cloth or soft brush will do the trick. Or, for an even simpler solution, put it all in the dishwasher on a short, energy-saving cycle. You can even take the blocks into the shower with you for some extra bathtime fun — they float!

NB! Your blocks also get bored and lose a bit of life if they are left in the corner for too long. Play with MODU and they will remain fresh and happy at all times.

Find this Storage Basket
at www.modu.dk



Let MODU be part of your living room
and everyday life. Your blocks are most
happy when they are being played with.
— all the time!



After a long day of play, your toys might need some rest too. Take good care of your MODU by separating the elements between play sessions. Why not get crafty and build something fancy for your room? A mini-table and stool, or maybe a bed for the teddy bears?

If you're all out of ideas, no worries! MODU storage baskets are perfect for versatile storage, and if that doesn't cut it, you can always flat-pack your blocks and sweep them under the bed.

EN instructions for use: For optimal stability, we recommend building all creations under adult supervision, especially those with small swirly wheels — treat them as “balancing toys”, best enjoyed with adult guidance for secure play. It is also advisable to disassemble creations after each play session to maintain tight connector holes. Please consider these important safety measures:

- Avoid unsupervised play with the connector pegs for children under the age of 10 months, or kids who cannot sit upright on their own.
- Assembled creations are loadable up to a maximum of 50 kg; use indoors on wood or carpeted floors and similar surfaces.
- Do not use outdoors or on sloping surfaces.
- This toy is not equipped with a brake.

Safety is our top priority, ensuring secure and enjoyable play experiences for children. All product parts undergo independent lab testing, are CE certified, and comply with the European Toy Standard (EN71). For inquiries, contact us at hej@modu.dk.

DE Gebrauchsanweisung: Für optimale Stabilität empfehlen wir, Kreationen unter Aufsicht eines Erwachsenen zu bauen, besonders solche mit kleinen beweglichen Rädern (Drehrollen) — betrachten Sie sie als “Balancierspielzeug” und gestalten Sie das Spiel sicher durch sachkundige Anleitung eines Erwachsenen. Es ist auch empfehlenswert, Kreationen nach jedem Spielen auseinanderzunehmen, damit die Steckverbindungen nicht ausleiern und eng bleiben. Bitte beachten Sie diese wichtigen Sicherheitsmaßnahmen:

- Vermeiden Sie unbeaufsichtigtes Spielen mit den Verbindungsstiften für Kinder unter 10 Monaten oder Kinder, die nicht aufrecht sitzen können.
- Zusammengesetzte Kreationen können bis zu maximal 50 kg tragen; verwenden Sie sie in Innenräumen auf Holz- oder Teppichböden.
- Nicht im Freien oder auf schrägen Oberflächen verwenden.
- Dieses Spielzeug hat keine Bremse.

Sicherheit hat bei uns höchste Priorität und gewährleistet sicheres und vergnügliches Spielen für Kinder. Alle Produktteile werden unabhängigen Labortests unterzogen, sind CE-zertifiziert und entsprechen der europäischen Spielzeugnorm (EN71). Für Nachfragen kontaktieren Sie uns unter hej@modu.dk.

DA brugsvejledning: For optimal stabilitet anbefaler vi at bygge kreationer under voksenopsyn, især dem på små drejehjul — betragt dem som “balancelegetøj”, og gør legen sikker med kyndig vejledning fra en voksen. Det er også en god idé at skille kreationerne fra hinanden mellem brug for at opretholde samleevnen i klodsernes huller. Vær særligt opmærksom på disse vigtige sikkerhedsforanstaltninger:

- Undgå usuperviseret leg med samlepindene for børn under 10 måneder eller børn, der ikke kan sidde oprejst selv.
- Samlede kreationer kan bære op til maks. 50 kg; brug indendørs på træ- eller tæppebelagte gulve og lign. overflader.
- Brug ikke udendørs eller på skrånede overflader.
- Dette legetøj har ikke nogen bremse.


Sikkerhed er vores højeste prioritet og sikrer trygge og sjove legeoplevelser for børn. Alle produktdele gennemgår uafhængig laboratorietest, er CE-certificeret og overholder den europæiske legetøjsstandard (EN71). For henvendelser, kontakt os på hej@modu.dk.

FR Instructions d’utilisation : Pour une stabilité optimale, nous recommandons de construire toutes les créations sous la surveillance d’un adulte, en particulier celles dotées de petites roues tourbillonnantes — considérez-les comme des “jouets d’équilibre”, qu’il est préférable d’utiliser avec l’aide d’un adulte. Il est également conseillé de démonter les créations après chaque session de jeu afin de maintenir les trous de connexions. Veuillez tenir compte de ces mesures de sécurité importantes :

- Évitez de jouer sans surveillance avec les piquets de connexion pour les enfants de moins de 10 mois, ou les enfants qui ne peuvent pas s’asseoir seuls.
- Les créations assemblées peuvent supporter jusqu’à un maximum de 50 kg ; utilisez-les à l’intérieur.
- Ne pas utiliser à l’extérieur ou sur des surfaces inclinées.
- Ce jouet n’est pas équipé de frein.

La sécurité est notre priorité absolue, assurant des expériences de jeu sûres et agréables pour les enfants. Toutes les pièces du produit sont soumises à des tests en laboratoire indépendant, sont certifiées CE et sont conformes à la norme européenne des jouets (EN71). Pour toute demande de renseignements, contactez-nous à hej@modu.dk.

behind



the

scenes

we dream of
a future
where kids
develop
through more
imagination
and
active play.

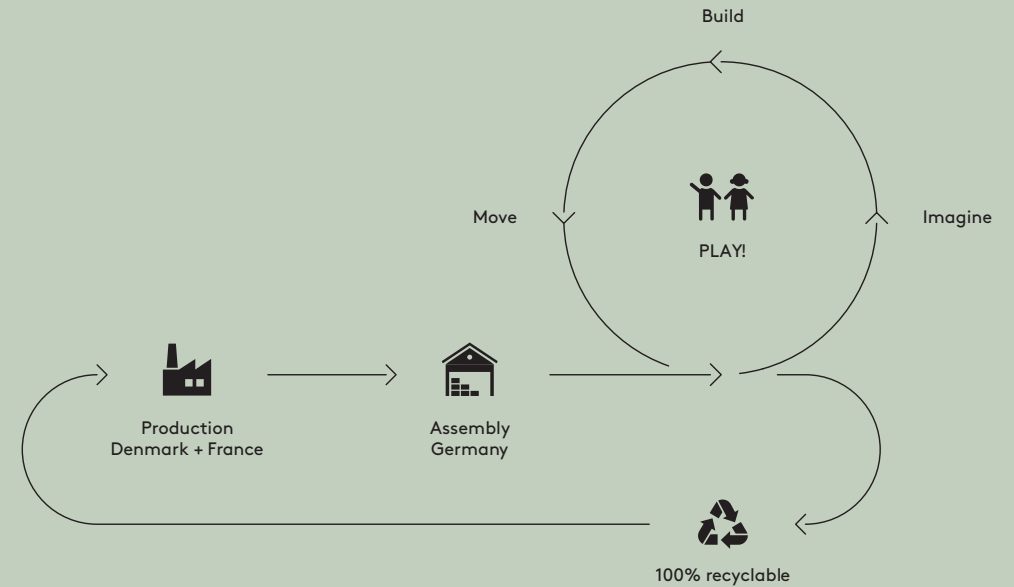
We dream of a future where kids develop through more imagination and open-ended, active play. Our mission is to make play central in everyday life and encourage healthy development through play. We do that with products that create space for children and families to connect and explore the natural urge to move and be creative.

MODU was born out of curiosity to fulfil the need for toys with greater longevity and wider appeal. Physical and cognitive changes happen very rapidly in the early years of childhood, and many toys are quickly outgrown. Our solution is a simple system of toys with long life cycles that stay relevant across all ages, genders, cultures, homes and play worlds.

Designed to develop creativity and motor skills, we believe that MODU can empower kids to grow up facing life with true wonder and great confidence. We think of MODU not only as a toy, but as a framework for play and learning in everyday life. We celebrate playful living and we hope MODU will be part of your home for many years to come.



100% Recyclable and Long-Lasting in Every Way



Being highly age-adapting, MODU is the epitome of sustainable toys — a toy with a long life cycle that stays fun and relevant for years. Or as we like to say: “A toy that helps kids grow and grows with kids.”

MODU is made in Europe. Our production is located at two carefully selected manufacturing companies in Lyon, France and Odense, Denmark. Our entire production chain is centralized in Europe, meaning that all materials are locally sourced to limit the pollution and waste caused by transportation.

Our blocks are made from 100% recyclable EPP foam. A material known to have a low environmental impact and to be very durable and resilient against damages, marks, dirt etc. It requires minimal consumption of resources in both production and processing, and it is very easy to recycle and reuse. Our connector pegs are made from non-toxic, food-grade ABS plastic. All your MODU parts can be replaced and recycled, so please discard properly in due time.

Our packaging consists of FSC certified cardboard and paper, and is deliberately free of any single-use plastic.



What are you creating? Get inspired and share your greatest play moments and builds online using **#moduverse**



#moduverse

87

f
o
-
o
w
.

Instagram
@modu.dk

Facebook
@modu.dk

Pinterest
@modutoy

Linkedin
/modutoy

MODU ApS ©2024
Playful Danish Design

www.modu.dk

